

Calling all speed demons
Now everything is faster
with a dual core processor



GALAXY
NEXUS
Pure Google

Learn More



How To: Make and Receive Phone Calls With Your iPad

POSTED IN [HOW TO, IPAD](#) 5 HOURS AGO BY [J. GLENN KÜNZLER](#)

 4  [Tweet](#) 132  [Like](#) 9  [+](#) 1

While the iPad 2 is great for using Skype or FaceTime, or for chatting with your friends via iMessage or instant messaging, one feature that is notably missing is the ability to make phone calls. All is not lost, however - where there's a will, there's a way.



[GigaOM](#) provides a clever tutorial on how to use Google Voice and a couple of iOS apps to replicate a phone connection, and allow you to make or receive calls directly from your iPad. Here's how to make it work:

Preparation

In order to make this work, you'll need the following:

- **Google Voice account:** Google Voice is a free service for all Google account users. If you're not already using Google Voice, simply log in to your Google account, head to the [Google Voice sign up page](#), and follow the steps to get your own Google Voice number.
- **GV Connect:** Google currently doesn't offer an official Google Voice client for the iPad, but a third-party app called GV Connect (\$2.99, [App Store link](#)) can get the job done (and arguably better than the native Google Voice iPhone app). The app does cost \$2.99, but in my opinion is well worth it.
- **Talkatone:** This free ad-supported app provides the final piece of the puzzle, allowing you to actually make VOIP calls from your iPad. Once Talkatone (free, [App Store link](#)) is set up, it can be controlled through GV Connect.

Making and Receiving Calls

Once your Google Voice account is set up, and both of the above apps are downloaded, set up each app by providing your Google Voice account login information. That's it - you're now ready to make and receive calls. Follow the below directions to get started, and to make and receive your first phone call on the iPad!

Making Calls

- Launch GV Connect
- Enter Settings, and make sure the "Start Calls From" option is set to Google Talk
- Make sure the "Call using Talkatone" setting is enabled
- Finally, to make a call, simply click the telephone icon in the upper left corner and dial your number

It's worth noting that, while it's possible to make calls over 3G using this method, call quality can be spotty. It's recommended that you use WiFi in order to make calls.

Receiving Calls

Enabling your iPad to receive calls is a matter of forwarding your incoming Google Voice calls to your iPad - just follow the below steps and you'll be able to receive calls in no time.

- Launch GV Connect
- Enter Settings, and make sure the "Call Forwarding" option is set to Google Talk
- Double check to make sure you are logged in to your Google account through Talkatone.
- Wait for an incoming call, or test this yourself by calling your Google Voice number from another device.

Now anyone who calls your Google Voice number will automatically be forwarded to your iPad. And don't worry about missing calls - Google Voice automatically keeps a record of your calls, and allows callers to leave messages.

Notes, Tips and Suggestions

If you already have a Google Voice account that forwards to your cell phone, office phone or somewhere else, it might be worth setting up a second Google account (and a second Google Voice account) just for your iPad.

You can use a standard Apple headset with microphone to handle your calls. You can also use a Bluetooth headset, but you won't be able to answer calls using the headset - you'll have to answer them manually with your iPad.

That's all there is to it! You can now make and receive calls on your iPad from anywhere you have a reliable internet connection! I hope this tutorial has been useful - let us know how it worked out for you in the comments!

Liked this post? Tweet it to your followers..

45

Reading: How To: Make and Receive Phone Calls With Your iPad on @mactrast
<http://mctr.st/xjMW9h>

Tweet



MacTrast on Facebook



9,392 people like MacTrast.


Martin


Nattawat


Brent


Melissa


Daniel


Chuck


Emil


Marcio

Facebook social plugin

 Like 

 DISQUS

Add New Comment

Login



Showing 4 comments

Sort by popular now



Maxi Schmitz

Sounds interesting... But is there a Way without Google Voice (which isn't available in EU)?

9 hours ago

Like Reply



J. Glenn Kunzler, I'm a long-time nerd currently working as a freelance compu...

Not that I know of.

9 hours ago in reply to Maxi Schmitz

Like Reply



Bobmatthews39

Free app Whisper works great.

7 hours ago in reply to J. Glenn Kunzler

Like Reply



Bobmatthews39

Oops! Should be Whistle.

7 hours ago in reply to Bobmatthews39

Like Reply

 [Subscribe by email](#)  [RSS](#)

 Follow @mactrast on Twitter

 Subscribe to our RSS feed

Related Posts

GV Mobile+ Gets Updated: Google Voice Comes To The iPad

iOS Tip: Delete Phone Calls On Your iPhone

iPad Hacked To Add Phone & SMS Service

Talkatone For iOS Updated With Facebook Calling & Chat

iOS 5 Allows You To Delete Single (Incriminating) Calls From Your History

Latest Posts

Atari Lays Down the Law, Pressures Apple to Remove Copycat Apps

Verizon More Than Doubled iPhone Sales During the Holiday Quarter - 4.2 Million Sold

Apple Hires Adobe Exec Todd Teresy to Run iAd Program

Mimbo: The Emotion Mimicking iPhone Robot You Can Build at Home

iOS Mobile Safari Defeats Windows Phone 7 Browser Without Breaking a Sweat



AUTHOR

J. Glenn Kunzler

Glenn is Managing Editor at MacTrast, and has been using a Mac since he bought his first MacBook Pro in 2006. Now he's up to his neck in Apple, and owns an old iBook, a 2011 MacBook Pro, an iPad 2, 2 iPhones, and a Mac Mini that lives at the neighbor's house. He lives in a small town in Utah, enjoys bacon more than you can possibly imagine, and is currently rolling a 5-for-5 record against his friend for picking great movies to watch on the weekend.

 [Email J. Glenn Kunzler](#)

 [View more posts from J. Glenn Kunzler](#)

Menu

News

iPhone

Mac

iOS

Reviews

iPad

iPod

OS X

Apps

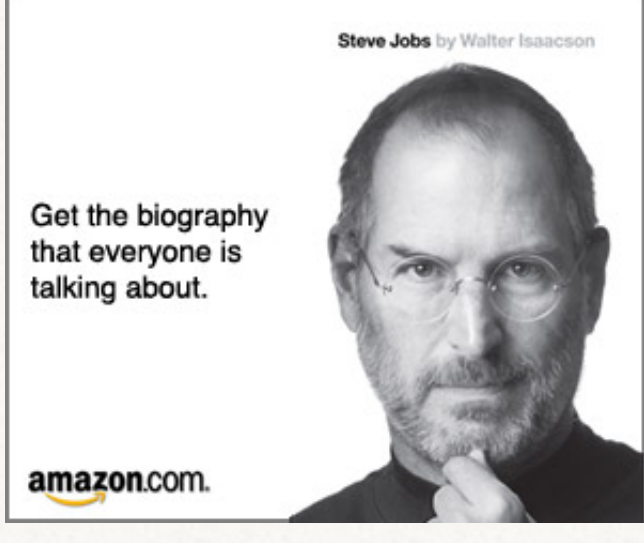
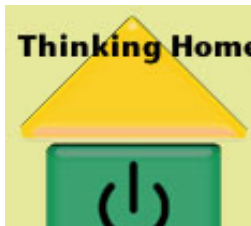
Apple

 Search MacTrast

Search



Sponsored Links



Featured Stories

Report: Jony Ive Working on 50" Apple Television in Cupertino Design Lab

iPhone 4S Coming to China and 21 Additional Countries on January 13th


Untethered iPhone 4S and iPad 2 Jailbreak Due Next Week, iOS 5.1 Jailbreak To Follow



3 HOURS AGO BY J. GLENN KÜNZLER



5 HOURS AGO BY CHRIS HAIK



YESTERDAY BY J. GLENN KÜNZLER

About MacTrast

MacTrast is an Apple news site that covers everything Macintosh. From breaking news to app reviews, we have you covered.

- About
- Share A Tip
- Contact
- Advertise
- Write For MacTrast!

Latest Posts

- Atari Lays Down the Law, Pressures Apple to Remove Copycat Apps
- Verizon More Than Doubled iPhone Sales During the Holiday Quarter – 4.2 Million Sold
- Apple Hires Adobe Exec Todd Teresy to Run iAd Program
- Mimbo: The Emotion Mimicking iPhone Robot You Can Build at Home
- iOS Mobile Safari Defeats Windows Phone 7 Browser Without Breaking a Sweat



MacTrast is hosted by [Xcloud.me](#) - expert Mac OS X Server specialists.

We are proud to run on a 100% Mac OS X Server solution. Why accept anything other than Mac?

Popular Tags

- Steve Jobs
- Macbook Air
- Macbook
- iCloud
- Games
- iOS 5
- Android
- iPhone 5
- Macbook Pro
- iMac
- OS X
- Apple
- JailBreak
- Angry Birds

